

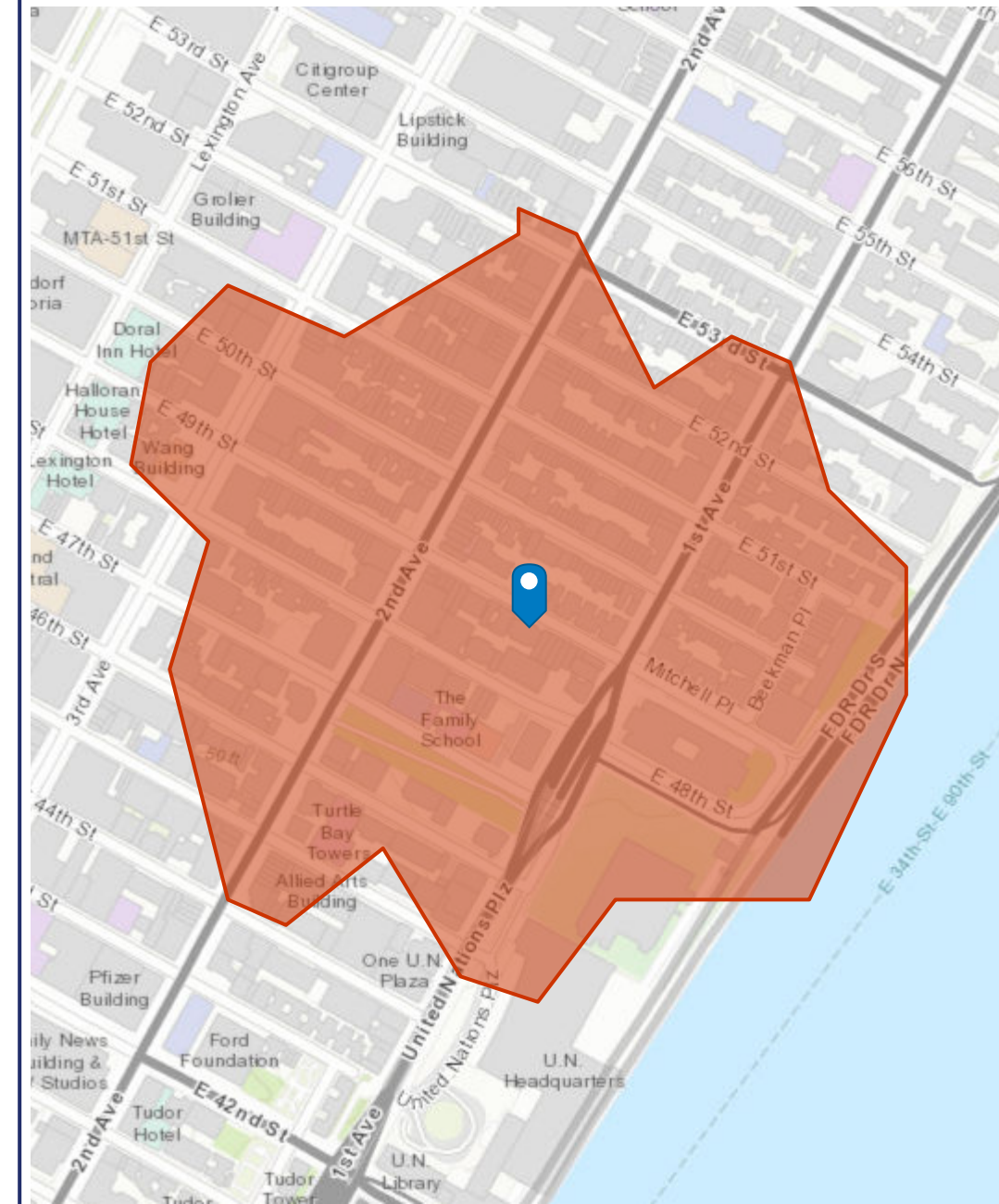
WINICK

DEMOGRAPHIC SUMMARY

330 E 49th St, New York, 10017

TRADE AREA

5 minutes



WINICK REALTY GROUP

655 THIRD AVENUE 17TH FLOOR NEW YORK, NY 10017 (212) 792-2600

ALTHOUGH ALL INFORMATION REGARDING PROPERTY FOR SALE, RENTAL OR FINANCING IS FROM SOURCES DEEMED RELIABLE SUCH INFORMATION HAS NOT BEEN VERIFIED, AND NO EXPRESS REPRESENTATION IS MADE NOR IS ANY TO BE IMPLIED AS TO THE ACCURACY THEREOF, AND IT IS SUBMITTED SUBJECT TO ERRORS, OMISSIONS, CHANGE OF PRICE, RENTAL OR OTHER CONDITIONS, PRIOR SALE, LEASE OR FINANCING, OR WITHDRAWAL WITHOUT NOTICE.

KEY FACTS

12,043

Population



1.6

Average Household Size

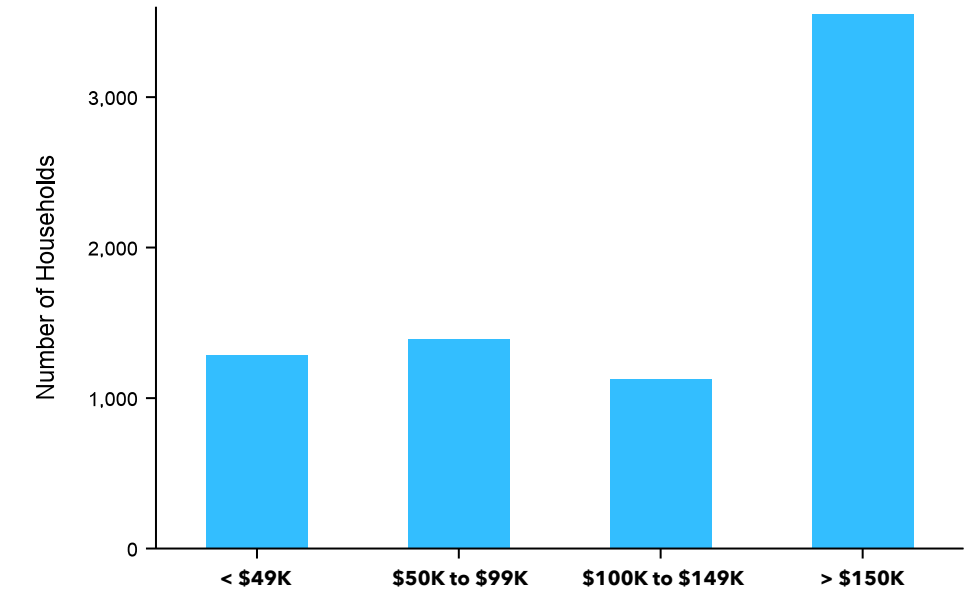
43.9

Median Age

\$140,287

Median Household Income

AVERAGE HOUSEHOLD INCOME



BUSINESS



1,662


Total Businesses



23,002

Total Employees

AGGREGATE SPENDING



\$1,286,933,407

Annual Budget Expenditures (Including Retail)



\$356,658,486

Retail Expenditures

EMPLOYMENT



91%

White Collar



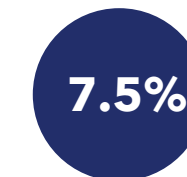
3%

Blue Collar



5%

Services



7.5%

Unemployment Rate

TOTAL CONSUMER SPENDING BY CATEGORY



\$150,575,284

Food



\$37,231,372

Apparel & Services



\$53,315,330

Entertainment & Recreation



\$15,130,239

Personal Care Products & Services