

## DEMOGRAPHIC SUMMARY

2581 Broadway, New York, New York, 10025

### TRADE AREA

Walk Time of 5 Minutes



WINICK REALTY GROUP

655 THIRD AVENUE 24TH FLOOR NEW YORK, NY 10017 (212) 792-2600

ALTHOUGH ALL INFORMATION REGARDING PROPERTY FOR SALE, RENTAL OR FINANCING IS FROM SOURCES DEEMED RELIABLE SUCH INFORMATION HAS NOT BEEN VERIFIED, AND NO EXPRESS REPRESENTATION IS MADE NOR IS ANY TO BE IMPLIED AS TO THE ACCURACY THEREOF, AND IT IS SUBMITTED SUBJECT TO ERRORS, OMISSIONS, CHANGE OF PRICE, RENTAL OR OTHER CONDITIONS, PRIOR SALE, LEASE OR FINANCING, OR WITHDRAWAL WITHOUT NOTICE.

### KEY FACTS

26,579

Population



1.9

Average Household Size

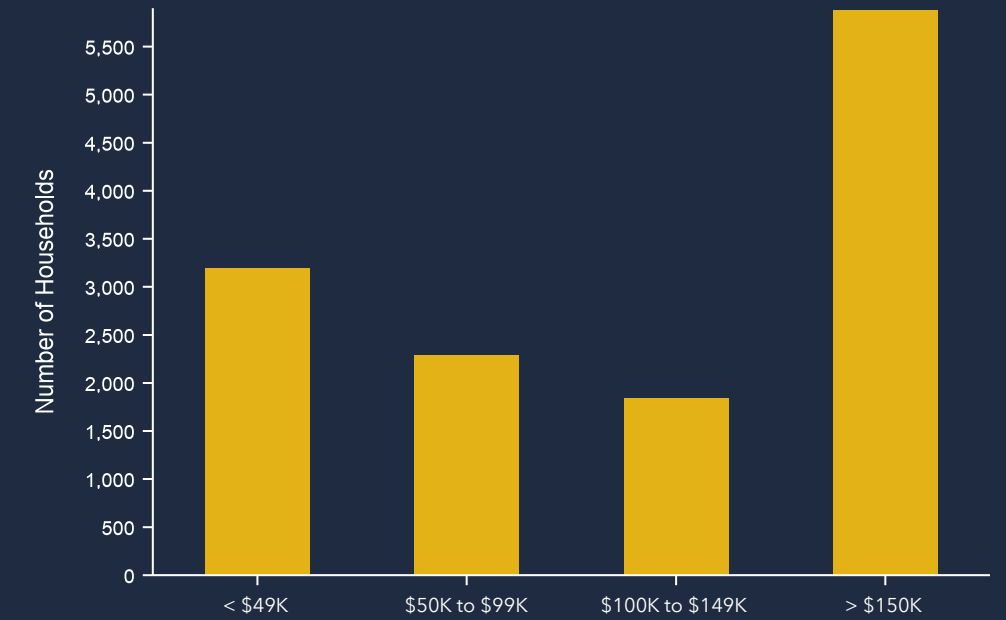
42.2

Median Age

\$124,645

Median Household Income

### AVERAGE HOUSEHOLD INCOME



### BUSINESS



825

Total Businesses



6,233

Total Employees



\$2,216,811,657

Annual Budget Expenditures (Including Retail)



\$650,437,464

Retail Expenditures

### EMPLOYMENT



92%

White Collar



4%

Blue Collar



4%

Services



5.8%

Unemployment Rate

### TOTAL CONSUMER SPENDING BY CATEGORY



\$260,158,178

Food



\$58,270,660

Apparel & Services



\$86,867,014

Entertainment & Recreation



\$23,661,800

Personal Care Products & Services

## DEMOGRAPHIC SUMMARY

2581 Broadway, New York, New York, 10025

### TRADE AREA

Walk Time of 5 Minutes



**WINICK REALTY GROUP**

655 THIRD AVENUE 24TH FLOOR NEW YORK, NY 10017 (212) 792-2600

ALTHOUGH ALL INFORMATION REGARDING PROPERTY FOR SALE, RENTAL OR FINANCING IS FROM SOURCES DEEMED RELIABLE SUCH INFORMATION HAS NOT BEEN VERIFIED, AND NO EXPRESS REPRESENTATION IS MADE NOR IS ANY TO BE IMPLIED AS TO THE ACCURACY THEREOF, AND IT IS SUBMITTED SUBJECT TO ERRORS, OMISSIONS, CHANGE OF PRICE, RENTAL OR OTHER CONDITIONS, PRIOR SALE, LEASE OR FINANCING, OR WITHDRAWAL WITHOUT NOTICE.

### KEY FACTS

67,958

Population



1.9

Average Household Size

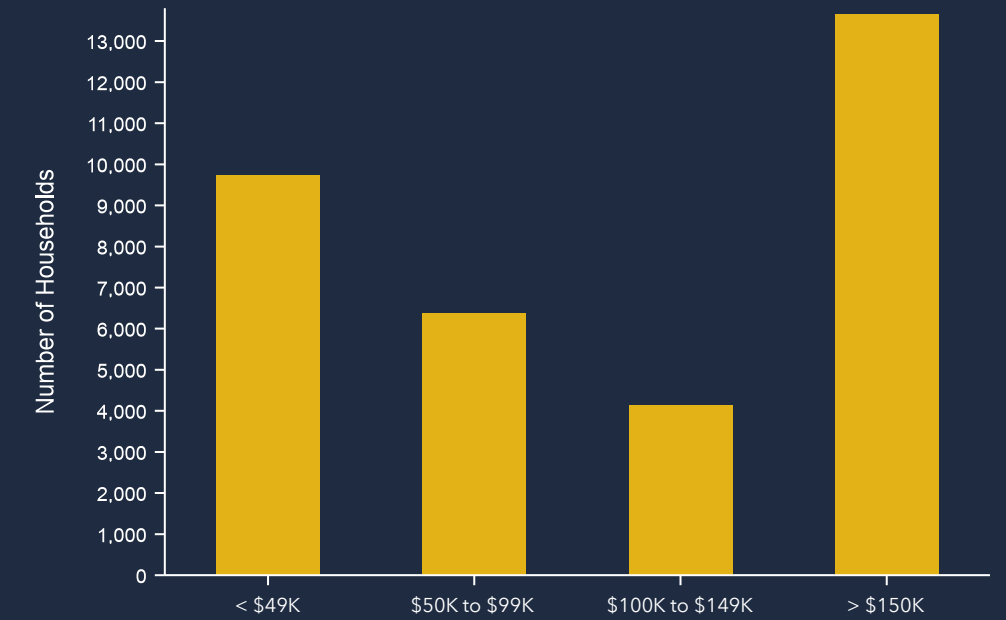
44.3

Median Age

\$106,698

Median Household Income

### AVERAGE HOUSEHOLD INCOME



### BUSINESS



1,830

Total Businesses



18,074

Total Employees



\$5,233,595,269

Annual Budget Expenditures (Including Retail)



\$1,537,698,335

Retail Expenditures

### EMPLOYMENT



90%

White Collar



5%

Blue Collar



5%

Services



7.1%

Unemployment Rate

### TOTAL CONSUMER SPENDING BY CATEGORY



\$616,493,931

Food



\$138,349,629

Apparel & Services



\$204,679,709

Entertainment & Recreation



\$55,655,766

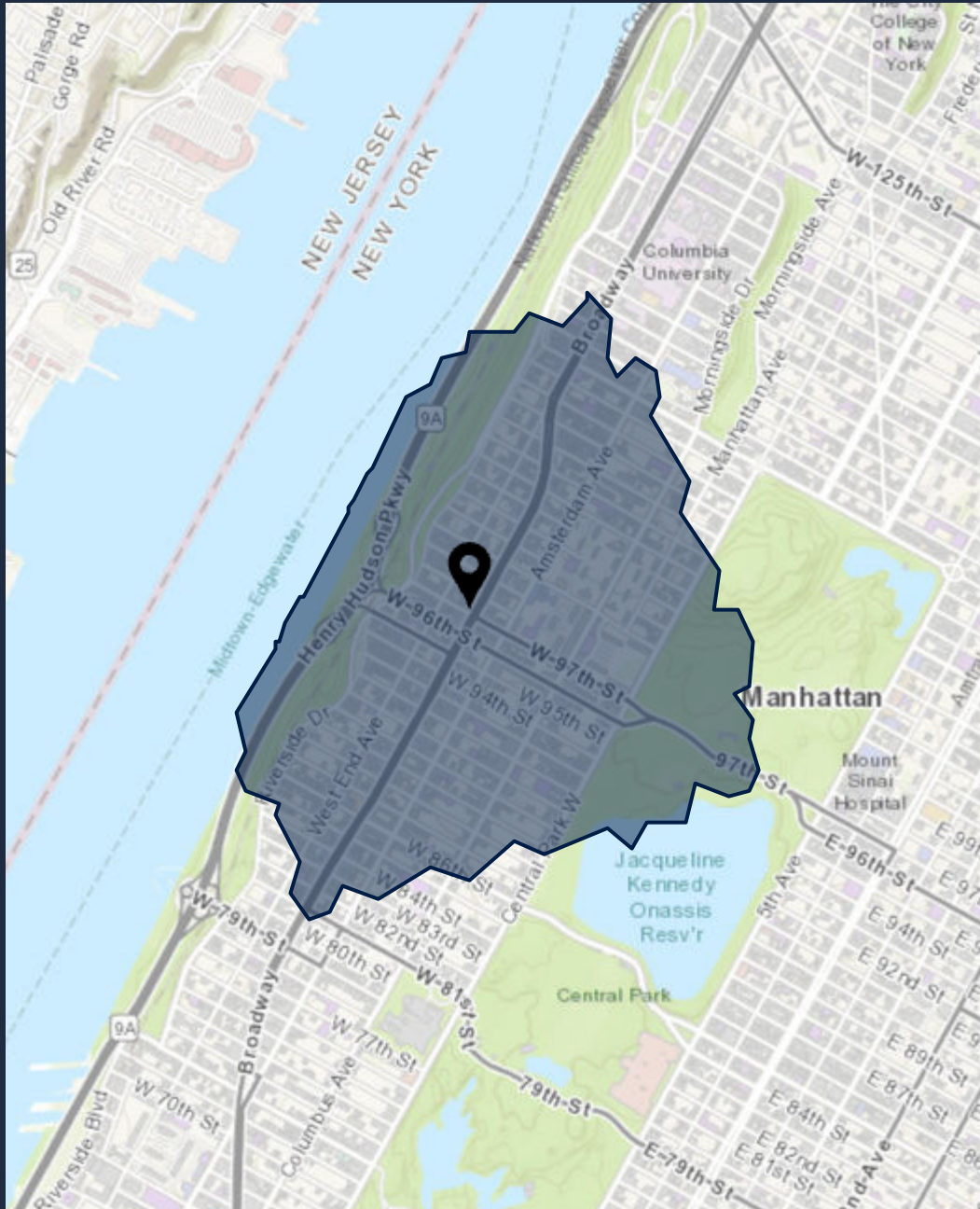
Personal Care Products & Services

## DEMOGRAPHIC SUMMARY

2581 Broadway, New York, New York, 10025

### TRADE AREA

Walk Time of 5 Minutes



WINICK REALTY GROUP

655 THIRD AVENUE 24TH FLOOR NEW YORK, NY 10017 (212) 792-2600

ALTHOUGH ALL INFORMATION REGARDING PROPERTY FOR SALE, RENTAL OR FINANCING IS FROM SOURCES DEEMED RELIABLE SUCH INFORMATION HAS NOT BEEN VERIFIED, AND NO EXPRESS REPRESENTATION IS MADE NOR IS ANY TO BE IMPLIED AS TO THE ACCURACY THEREOF, AND IT IS SUBMITTED SUBJECT TO ERRORS, OMISSIONS, CHANGE OF PRICE, RENTAL OR OTHER CONDITIONS, PRIOR SALE, LEASE OR FINANCING, OR WITHDRAWAL WITHOUT NOTICE.

### KEY FACTS

112,889

Population



1.9

Average Household Size

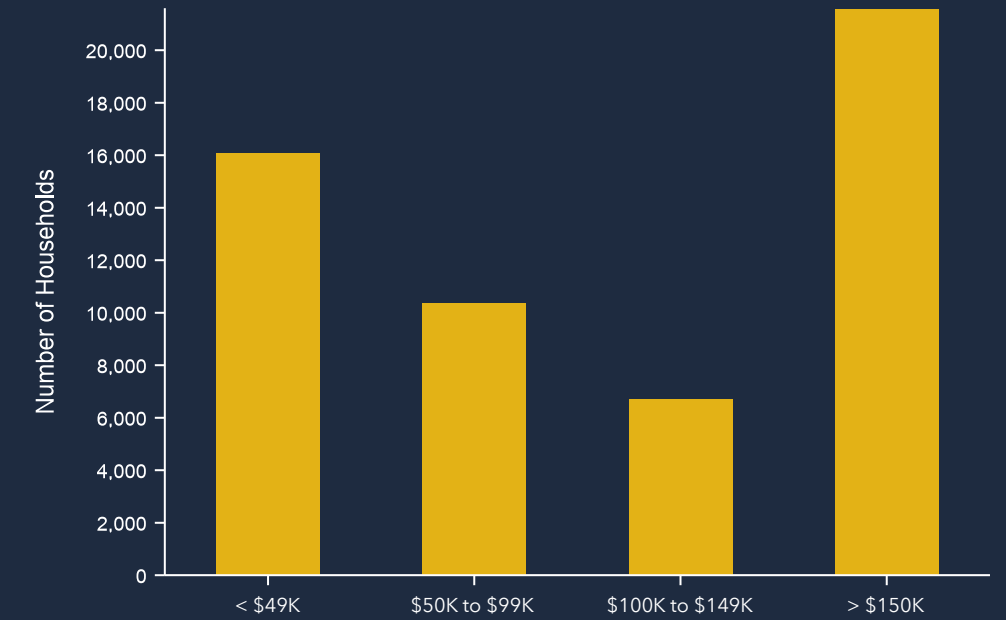
43.8

Median Age

\$104,050

Median Household Income

### AVERAGE HOUSEHOLD INCOME



### BUSINESS



3,021

Total Businesses



29,667

Total Employees

### EMPLOYMENT



89%

White Collar



5%

Blue Collar



6%

Services



6.3%

Unemployment Rate

### AGGREGATE SPENDING



\$8,346,799,093

Annual Budget Expenditures (Including Retail)



\$2,454,056,504

Retail Expenditures

### TOTAL CONSUMER SPENDING BY CATEGORY



\$982,746,018

Food



\$220,153,888

Apparel & Services



\$326,608,282

Entertainment & Recreation



\$88,886,421

Personal Care Products & Services